

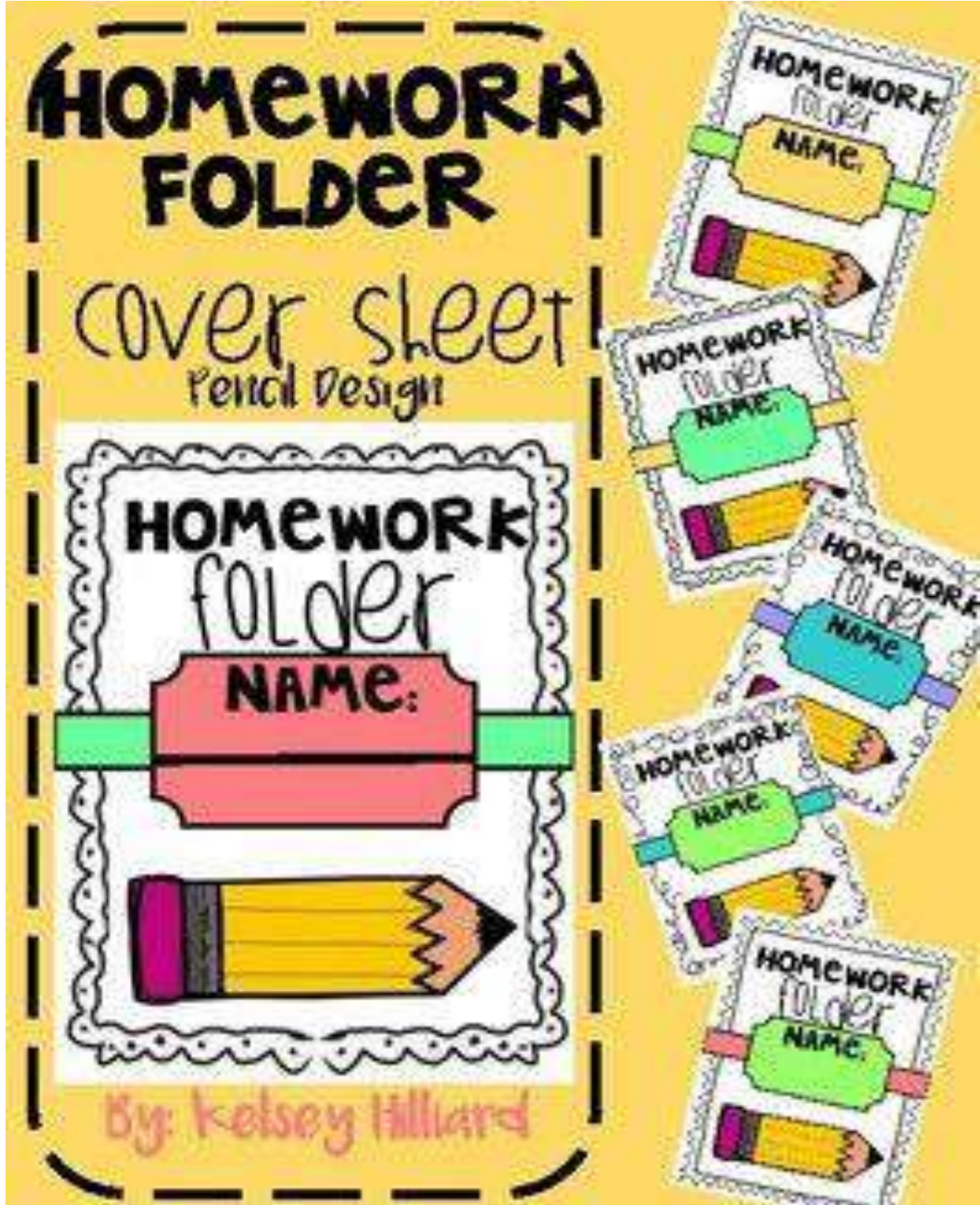


SKYLARK WORLD SCHOOL



SUMMER HOLIDAY HOMEWORK (2025-2026)

NURSERY



## **THINGS TO DO**

### **SHOWER OF BLESSINGS**

Encourage your child to greet all the elders and siblings in the morning. Make them aware of Indian traditions.

### **PASSION AND COMPASSION**

Indulge in a hobby, draw, dance, paint or play an instrument together. Visit an orphanage or old age homes.

### **FAMILY TIME**

Spend quality time as a family. Have at least one meal together..Foster strong relationship between grandparents and grandchildren .Spending time with grandparents can build emotional and social intelligence .Let them listen to 'Dadi and Nani ki kahaniya."

### **BOOK BUDDY**

Read English and Hindi story books with moral values and colourful illustrations to your ward everyday

#### **Some suggested books are**

Bubbles, Caps for Sale, Panchatantra etc.

### **PEEK-A-BOO**

Relive your childhood. Awaken the child in you as you play games like hop scotch, hide-and-seek,ludo etc with your little one.

### **MOVIE FUN**

Watch some movies.

Grab a tub of popcorn, some refreshing watermelon juice and zoom into the world of adventure and laughter with your munchkin.

#### **Some suggested movies are**

Zootopia, Toy Story, A Bug's Life, Finding Nemo etc.

### **HAVE FUN!**



# SKYLARK WORLD SCHOOL



Dear Parents

It's Holiday Time! It's time to unwind and relax. It's also a special time for family fun and togetherness. Spend some time with nature, go for long walks with your child, enjoy the morning glory as you watch the sunrise, hear the birds chirping and catch the fluttering butterflies with your munchkin. Make memories and cherish them.

To add to this fun time and strengthen the bond between you and your child, we have prepared some activities. Kindly help your ward in doing them.

## SKYLARK WORLD SCHOOL

AS THE HOLIDAYS HAVE BEGUN,  
IT'S TIME TO HAVE SOME FUN  
IT IS TIME TO READ SOME AMAZING BOOK  
AND HELP OUR MAMMA TO COOK  
WE WILL MAKE NEW FRIENDS AND PLAY LOT OF GAMES  
SPEND TIME WITH THEM AND KNOW THEIR NAMES  
WE WILL SLEEP ON TIME AND RISE WITH THE BRIGHT  
SUN  
AS THE HOLIDAYS HAVE BEGUN,  
IT'S TIME TO HAVE SOME FUN.





SKYLARK WORLD SCHOOL



Name \_\_\_\_\_

Class \_\_\_\_\_

COLOUR THE PICTURE





# SKYLARK WORLD SCHOOL



Name \_\_\_\_\_

Class \_\_\_\_\_

## TRACE THE STANDING LINES





# SKYLARK WORLD SCHOOL



Name \_\_\_\_\_

Class \_\_\_\_\_

## JOIN THE TO DOTS AND MAKE THE STANDING LINES



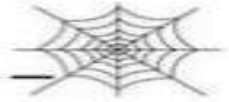

# SKYLARK WORLD SCHOOL



Name \_\_\_\_\_

Class \_\_\_\_\_

## TRACE/DRAW THE SLEEPING LINES

















# SKYLARK WORLD SCHOOL




Name \_\_\_\_\_

Class \_\_\_\_\_

## TRACE THE SLEEPING LINES

	-----	
	-----	
	-----	
	-----	
	-----	
	-----	

	-----	
	-----	
	-----	
	-----	






















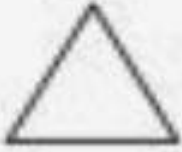








# SKYLARK WORLD SCHOOL



Name \_\_\_\_\_

Class \_\_\_\_\_

Draw a line from each shape on the left to the matching shapes on the right on the page.




# SKYLARK WORLD SCHOOL



Name \_\_\_\_\_

Class \_\_\_\_\_

Tear And Paste Paper On The Big Picture. Colour The Small Picture And Decorate It With Pencil Shaving.





SKYLARK WORLD SCHOOL



Name \_\_\_\_\_

Class \_\_\_\_\_

### Do The Thumb Printing






# SKYLARK WORLD SCHOOL

Name \_\_\_\_\_

Class \_\_\_\_\_

Do The Ear Bud Printing





# SKYLARK WORLD SCHOOL



Name \_\_\_\_\_

Class \_\_\_\_\_

**Colour the ice cream**

