



SKYLARK WORLD SCHOOL LUCKNOW

LKG HOLIDAY HOMEWORK

SESSION: - 2025-26

Name: _____





Dear Parents,

Greetings! Here comes awaited summer holidays! Weather has turned very hot. To ensure in this sweltering heat, your ward is busy at home, revising last two months learning we are giving some wonderful creative activities that you and your ward can enjoy doing together and spending quality time with your child as well. The given activities are engaging, fun and educational, focusing on developing various skills through play way activities. We hope you enjoy a delightful summer vacation with your kids.

Learning Time: Learn to wish Good Morning, Good Afternoon and Good night.

→ Learn 5 sentences on myself.

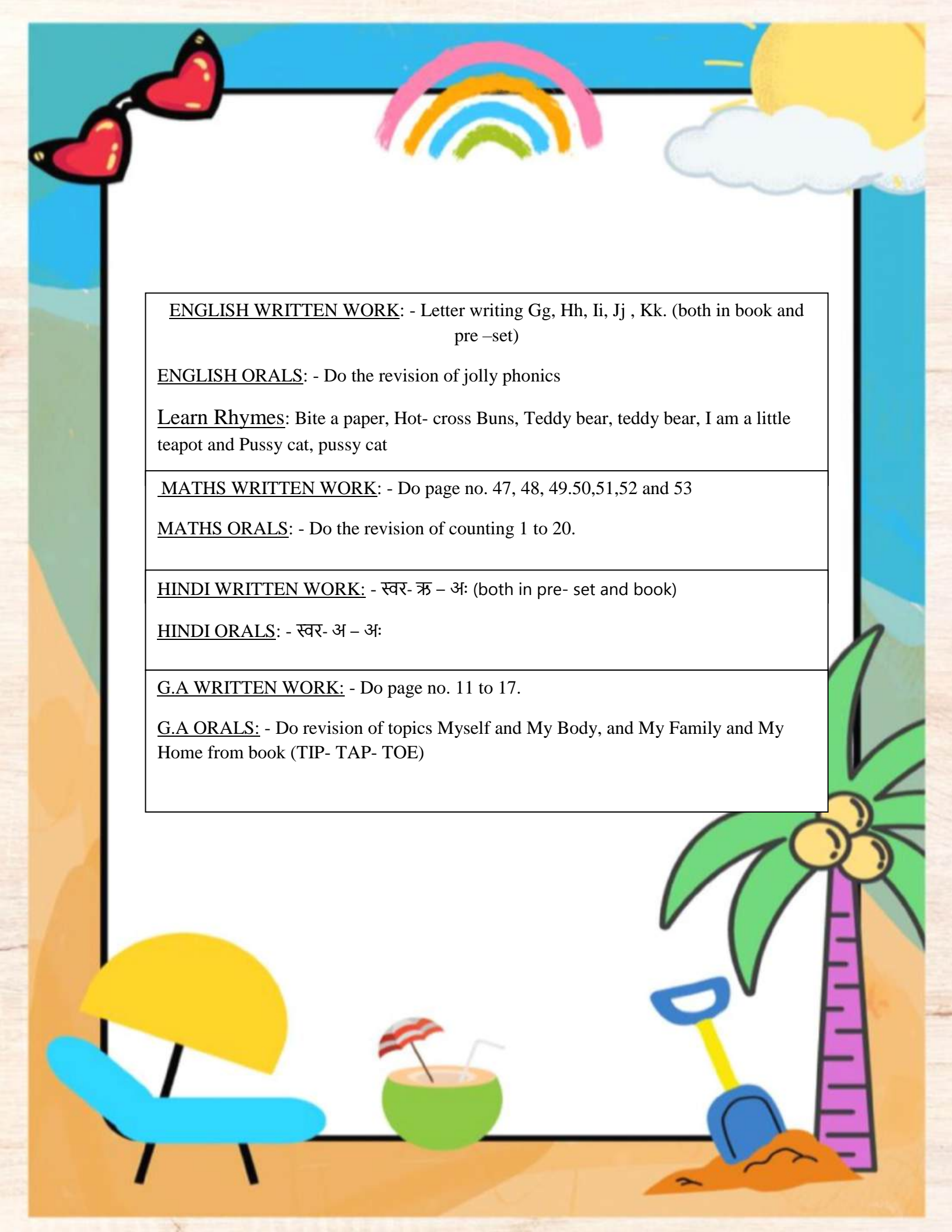
→ Learn Mother's and Father's Mobile number.

Play Outdoor Games: Ensure that children should not spend too much time on electronic gadgets as they harm the eyes and make them lethargic. So encourage your child to go for cycling, play hide and seek & running etc. as these will make them active & social.

Converse in English: To develop the conversation skills of children in English ensure to converse small sentences in English only. Read out story books with big illustrations and after finishing the story discuss it with your child.

- Emphasize more on phonic sounds and encourage Word Building words and Picture Talk.
 - Use Magical words like- Excuse me ,Sorry ,Thank you, Please and May I Like:
 1. Please give me something to eat.
 2. Please open the door.
 3. Thank you mummy.
 4. May I watch T.V.?
 5. Please change my dress.
 6. Please give me a toy.
-

Note: Dear Parent, Please don't forget to take the pictures of your ward while doing the activities or ask someone to take these pictures for you. Send one compiled collage of it pasted on an A3 size sheet.



ENGLISH WRITTEN WORK: - Letter writing Gg, Hh, Ii, Jj , Kk. (both in book and pre -set)

ENGLISH ORALS: - Do the revision of jolly phonics

Learn Rhymes: Bite a paper, Hot- cross Buns, Teddy bear, teddy bear, I am a little teapot and Pussy cat, pussy cat

MATHS WRITTEN WORK: - Do page no. 47, 48, 49,50,51,52 and 53

MATHS ORALS: - Do the revision of counting 1 to 20.

HINDI WRITTEN WORK: - स्वर- ऋ – अः (both in pre- set and book)


HINDI ORALS: - स्वर- अ – अः

G.A WRITTEN WORK: - Do page no. 11 to 17.

G.A ORALS: - Do revision of topics Myself and My Body, and My Family and My Home from book (TIP- TAP- TOE)

1. Match the letters to the items that the letter starts with and color it.

A



C

U



d

F




a

C







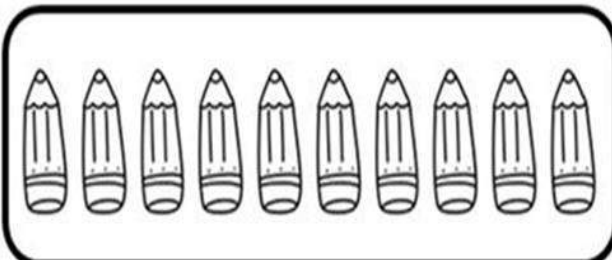

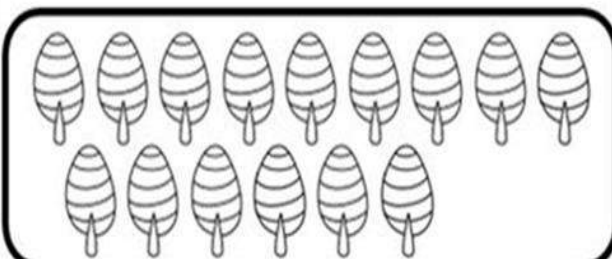



u

D



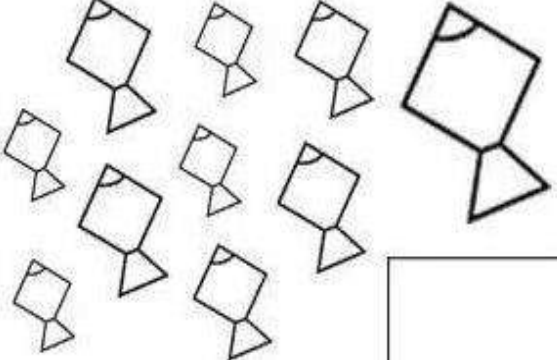
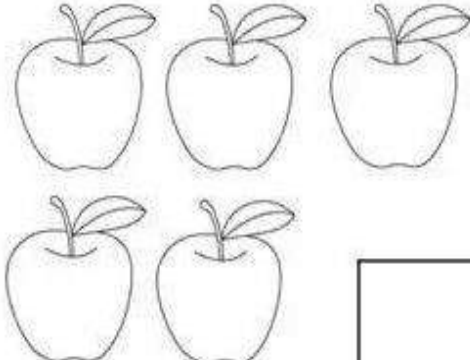
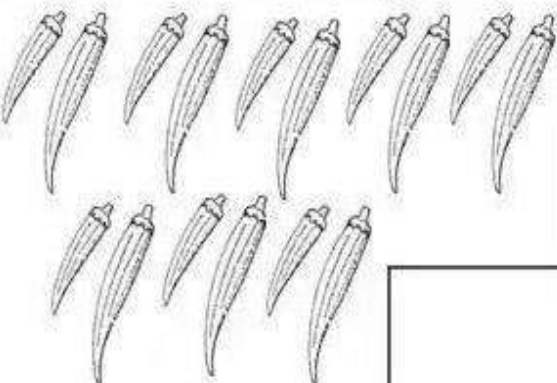


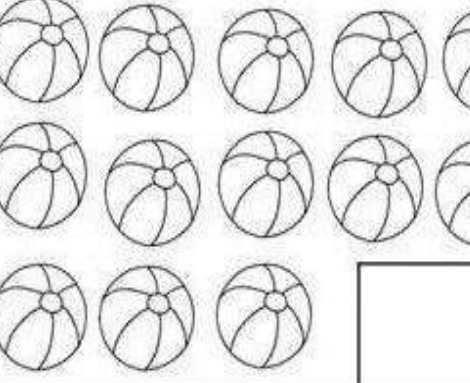
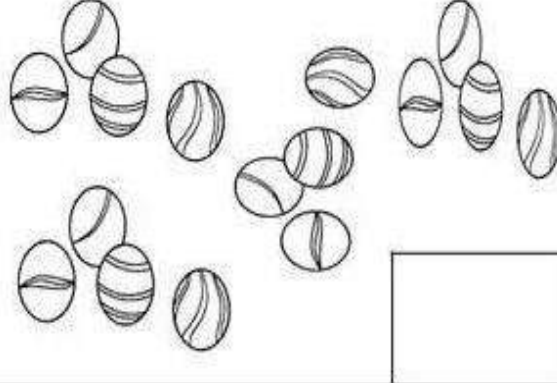

f

2. Count the object and match with the numbers given in the worksheet.

	•	•	
	•	•	
	•	•	
	•	•	
	•	•	



3. Count the object and write the number in the box.

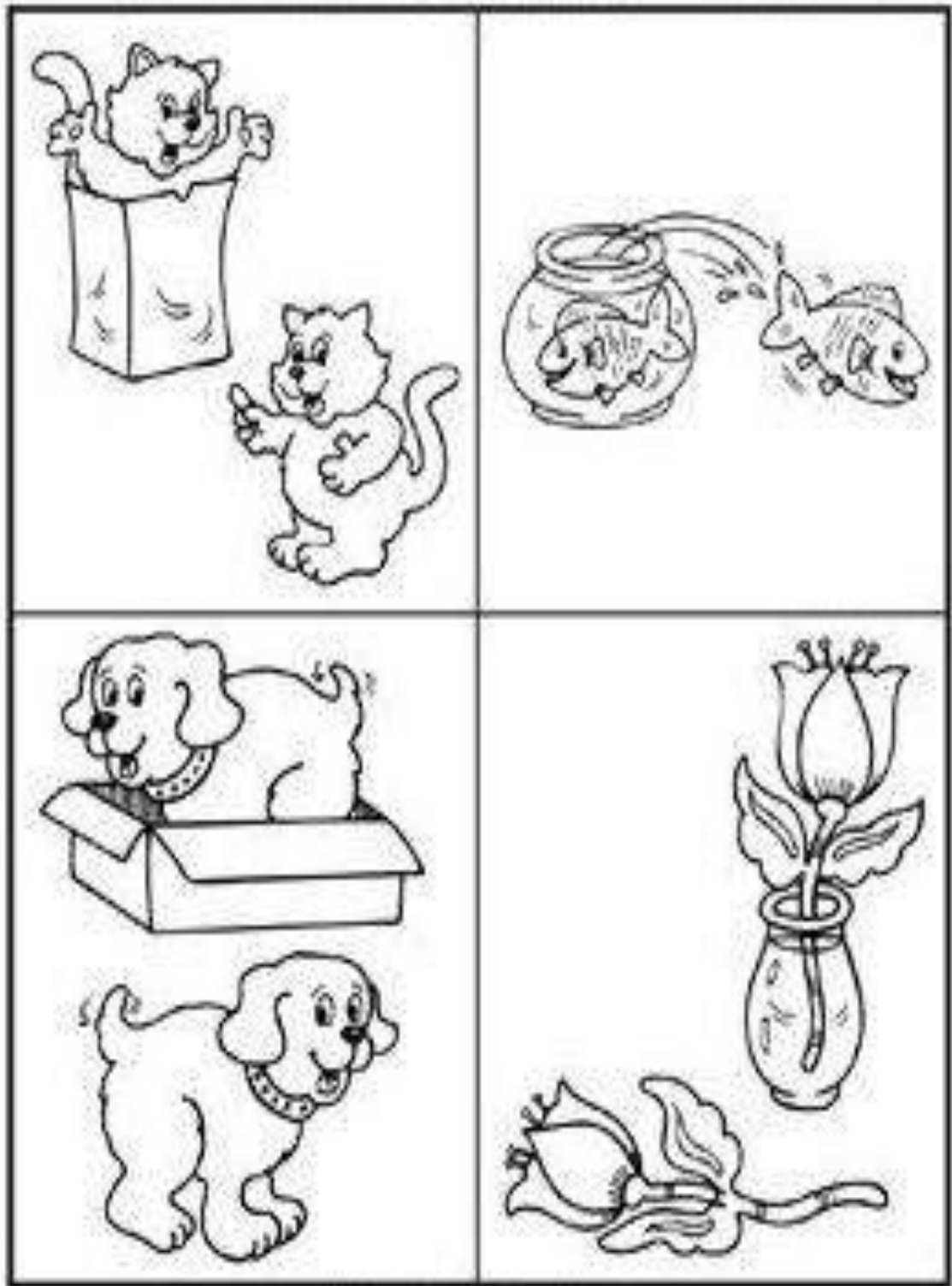
 <input data-bbox="619 537 805 667" type="text"/>	 <input data-bbox="1193 537 1380 667" type="text"/>
 <input data-bbox="619 952 805 1081" type="text"/>	 <input data-bbox="1193 952 1380 1081" type="text"/>
 <input data-bbox="619 1377 805 1507" type="text"/>	 <input data-bbox="1193 1377 1380 1507" type="text"/>
 <input data-bbox="619 1803 805 1933" type="text"/>	 <input data-bbox="1193 1803 1380 1933" type="text"/>

एक जैसे अक्षरों का मिलान करो।


अ
आ
इ
ई
उ
ऊ
ऋ
ॠ
ए
ऐ

ए
ऐ
इ
ई
उ
ऊ
ऋ
ॠ
अ
आ

5. Look at the picture in each box. Colour the IN picture and cross the OUT picture.



6. Colour the FAT cat blue and THIN cat yellow.



Colour the picture



WORLD ENVIRONMENT DAY (5TH JUNE)

Activity : Best Out Of Waste



Materials:

- A clean, empty plastic bottle (juice bottle, soda bottle, etc.)
- Scissors (adult supervision required)
- Markers, crayons, or paint
- Optional: glitter, stickers, paper scraps, etc. for decoration

Instructions:

1. Clean and prepare the bottle: Wash the plastic bottle thoroughly and let it dry completely.
2. Cut a slot: With adult supervision, cut a slot near the top of the bottle using scissors to insert coins and bills.
3. Decorate the bottle: Encourage kids to decorate the piggy bank using their chosen materials. They can draw, paint, add stickers, or use other craft supplies.

YOGA DAY (21st June)

“A healthy mind resides in a healthy body” Practice the given yoga poses daily with your ward. Don't forget to use your mats.

Cobra Pose- Steps to Perform Cobra Pose

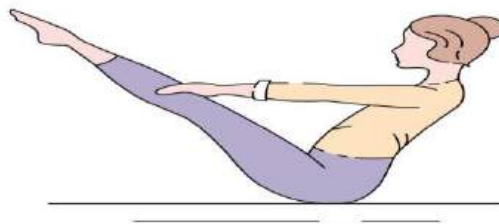
Mantra: 'I am open to Change



Starting Position:

1. Lie on your tummy with legs stretched out behind you as shown.
2. Place your palms beside your shoulders on the ground.
3. Join the legs together, tightening them - imagining they are together as one.
4. Inhale deeply. Press into your palms and begin to lift your upper body. Gently lift your head, chest, and shoulders off the ground.
5. Tighten the abs, buttocks and thighs.
6. Look up to the ceiling and then straight ahead. Make sure your neck and arms remain straight.
7. Take a few deep breaths and stay in the pose. Hiss like a cobra!
8. Come back slowly to your normal position: Head down, relax your legs and arms.

2. Boat Pose Mantra: Nothing drags me down.



Starting position:

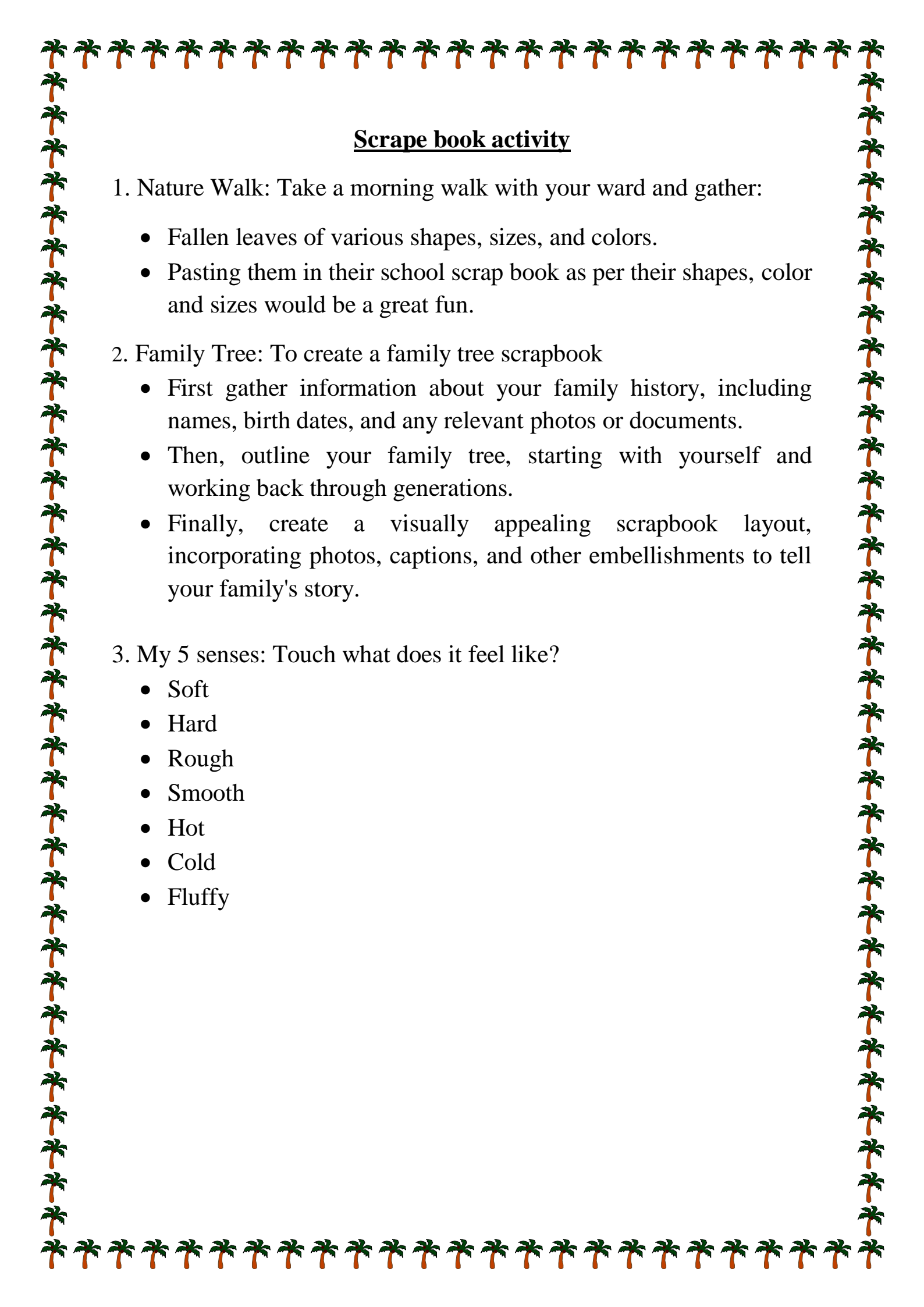
1. Sit down on the mat on your bottom with your knees bent and feet flat on the floor.
2. Lift your chest up.
3. Keep lifting your chest up as you lift up one leg.
4. You can also lift the other leg.
5. Then, lower your feet back, chest back down to the ground into your original position.

Father's Day Celebration (17 June)

Activity: - “The greatest gift I ever had, came from God. I call him dad. Every child’s favorite hero is his/her dad. Let's make this father’s day special for not only our wards but also the proud fathers. Encourage your child to make a beautiful card to surprise his/her dad and make this day even more memorable. Some examples are shown here to make it interesting.

For Dads’ out there: Spend quality time with your ward and show your appreciation. You can even post these cards in your office desk and be a proud daddy.



A decorative border of palm trees surrounds the page. The palm trees are arranged in a rectangular frame, with a single row of trees along the top and bottom edges, and vertical columns of trees along the left and right edges. Each palm tree is green with a brown trunk.

Scrape book activity

1. Nature Walk: Take a morning walk with your ward and gather:

- Fallen leaves of various shapes, sizes, and colors.
- Pasting them in their school scrap book as per their shapes, color and sizes would be a great fun.

2. Family Tree: To create a family tree scrapbook

- First gather information about your family history, including names, birth dates, and any relevant photos or documents.
- Then, outline your family tree, starting with yourself and working back through generations.
- Finally, create a visually appealing scrapbook layout, incorporating photos, captions, and other embellishments to tell your family's story.

3. My 5 senses: Touch what does it feel like?

- Soft
- Hard
- Rough
- Smooth
- Hot
- Cold
- Fluffy

BUILD YOUR OWN ICE CREAM

Color and cut out the shapes below. Glue them together to build your very own ice cream treat! Place the ice cream onto construction paper to add a fun colorful background.





SCHOOL WILL REOPEN ON: -

1ST JULY 2025

HAVE FUN AND BE SAFE!